


PRODUCT CATALOG



A project of
AKBARI FLOORING



 **EURO**
SPC FLOORING

Euro SPC Flooring is a new flooring material, which is advanced by being waterproof, rigid and dimensionally stable. As an extruded core material, SPC core is a composite of stone and polymer. The wear layer and decor films are pressed on the SPC core. The optional IXPE underlay which sticks on the back is a good choice for high end usage. It is a disruptive innovation in the flooring industry, which has synchronized design and performance with the best visual effects as a modular floating floor installation, its time saving, and no bad smell. It has the revolutionary click installation system which allows for flexible and easy installation over concrete, tile and other flooring. This authentic 4mm plank comes in different patterns that will look the most natural in the market. Each product of our collection provides a broad range of natural designs, from realistic wood grains to elegant stones and rustic slates - choose the one that suits your lifestyle the most.



100% WATERPROOF

SPC flooring is made of Plastic resin and natural stone, which are 100% waterproof and fire retardant, so you don't have to worry about the floor being damp, mildewed or deformed. Therefore, SPC flooring can be used in every room of your house, even in bathrooms & kitchen.



FIRE RETARDENT

EURO SPC flooring is tested and qualified it has an excellent fire rating of B1 and does not produce suffocating harmful or toxic fumes in the event of an accident.



DURABILITY

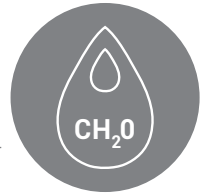
SPC floor has a dense core, which makes it more resistant to damage caused by impact or heavy objects.

ADVANTAGES OF SPC FLOORING






NO FORMALDEHYDE



Formaldehyde mainly comes from all kinds of adhesives or glue. The main components and production process of EURO SPC flooring determines its environmental performance as it does not use glue in the production process, so it does not contain harmful substances such as formaldehyde and benzene.

4MM THICKNESS



EURO SPC floors have a thickness of 4 millimeters. The thicker core of EURO SPC makes it feel more stable and cushioned underfoot. It also adds insulation and helps keep the floor warm in winters and gives a cooling effect in hot summers.

EASY TO CLEAN



SPC flooring is also easy to maintain. When it gets dirty, all you have to do is wipe it with a damp mop or broom. It keeps the flooring bright and shiny. You don't need to spend hours scrubbing it.



ANTI-SCRATCH

EURO SPC flooring is scratch-resistant, so it is an excellent choice for public spaces where safety is an important consideration. Its durability has made EURO SPC floors a popular choice for commercial and residential use.



ANTI-SLIP

The wooden texture surface of the EURO SPC floor is made from non-slip technology, having a high density structure and a non-slip wooden textured surface makes this flooring ideally suited for homes with children or the elderly.



STAIN RESISTANT

EURO SPC flooring has a wear layer that resists stains and spills even if the spills are dried-up all you need is a damp cloth to remove them.




TERMITE PROOF

EURO SPC flooring is not produced using any wood material, as it is a stone plastic composite so it has a 100% termite resistance. You need not to worry about termite attack or flooring becoming brittle and losing its functionality.



EASY INSTALLATION

EURO SPC flooring uses click-lock technology, making it easy to install without additional materials and can be finished two times faster than other materials like stone and or ceramic tile. The reusability of the floor is up to 80-100% to help save costs.



FAST INSTALLATION

Euro SPC flooring comes with a easy lock system. As long as the surface can meet installation condition, no glue or nail are needed. Besides, it is also easy to disassemble.





As we all know, formaldehyde mainly comes from all kinds of adhesives or glue. The main components and production process of SPC flooring determines its environmental performance. SPC flooring mainly uses plastic resin and natural stone powder, one-time heating laminated, embossed production process, without any adhesives or glue. From raw materials to production and manufacturing processes, SPC flooring does not contain formaldehyde, benzene, heavy metals and other harmful substances.

100% WATERPROOF

One of the biggest benefits of choosing EURO SPC flooring is that it is completely waterproof. Due to its rigid, SPC core layer, these planks can withstand liquids and spills unlike many of the flooring products that it mimics. It's perfect for business owners, pets, and areas near water. Moreover, SPC flooring is easy to maintain. Whenever it gets dirty, mop it up with a damp mop. SPC flooring is also suitable for public buildings it can be used for commercial purposes. However, this flooring is not suitable for outdoor purposes.



COMPOSITION OF SPC FLOORING

01 UV COATING

Advanced stain & scratch protection.

02 WEAR LAYER

Hardened wear layer provides excellent resistance to scuffs and abrasions.

03 DECOR FILM

High definition film prints create vivid, natural wood, stone and abstract looks.

04 SPC CORE

Phthalate-free extruded close-cell core provides exceptional rigidity, dimensional stability, and anti-telegraphing.

05 IXPE UNDERLAY (OPTIONAL)

High density cross-linked layer minimizes impact and transmitted sound, provides underfoot warmth and comfort, and mitigates subfloor imperfections.

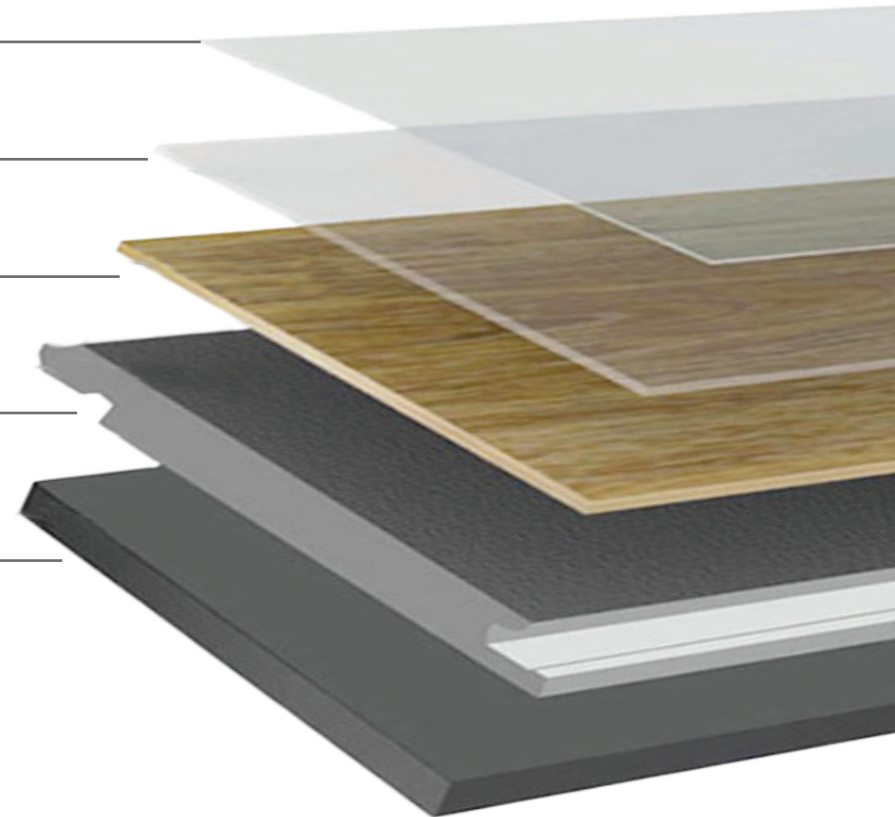
● UV COATING

● WEAR LAYER

● DECOR FILM

● SPC CORE

● IXPE UNDERLAY (OPTIONAL)



A close-up photograph showing a person's hand placing a grey, wood-grain patterned SPC (Stone Plastic Composite) flooring plank onto a wooden subfloor. The plank is being laid over a previously installed plank, and a white plastic spacers or clips are visible at the bottom left corner. The background shows the texture of the wood subfloor and the grain of the SPC plank.

SPC INSTALLATION & MAINTANANCE INSTRUCTIONS

AREA OF APPLICATION

SPC Design Floor is a hard-wearing, easy-care and decorative floor covering for private and commercial use. Due to the low construction height, it is suitable for new construction and renovation. The product can be laid in lounges, in rooms with high humidity such as a bathroom, kitchen or cellar.

TRANSPORT AND STORAGE

EURO SPC Design Floor must be adjusted to the room temperature, where it will be in-stalled, for 48 hours in the closed packaging. In order to prevent edge damage and bending of the SPC, the packages may not be placed on the narrow sides or laid on underlay woods, but may only be transported and stored on a flat surface.

CLEARANCES & JOINTS

In rooms without strong sunlight, it is possible to install without expansion joints up to a length of 20 m. For large areas or complex layouts (L-, Z- or U-shape, "hourglass", constrictions, doorways) or if heavy or permanently installed structures obstruct the free movement of the floating installation, the floor must be separated at an appropriate place with an expansion joint. For areas with dynamic horizontal forces, such as those found in gyms, on sports and dance floors, the floor is not suitable. Expansion joints in the screed must be taken over in the top ground. Between the floor covering and the wall as well as to all fixed installations, steel door frames or heating pipes, a lateral distance of at least 10 mm must always be maintained. Wooden frames are shortened at the bottom and the coating is pushed underneath. On the walls, the distance is secured with wedges during installation. Later, the wedges are removed and the distances covered with suitable baseboards, transition rails and pipe rosettes. Floating installation requires the floor covering in the doorways to be separated. Directly adjacent surfaces with extremely different temperatures should be separated if necessary. Intense sunlight can cause thermal expansion. Suitable shading measures prevent overheating.

BEFORE THE INSTALLATION

The packages may only be opened immediately before installation. Always mix items from multiple packages. Before installation, check the

individual elements for correctness of color and structure and possible damage in good lighting. Differences in color and structure are material typical and not a reason for complaint. For items with a high static pressure load, weight distribution must be provided in accordance with the weight (load distribution plate).

HOW IS SPC DESIGN FLOORING INSTALLED?

SPC Design Floor has integrated sound insulation on the underside and is installed floating without any additional insulation underlay. In the floating installation, the elements are connected without glue to each other by the profiling.

GROUND QUALITY

The ground must be free of old textile coverings, clean, permanently dry, even, firm and stable. Loose, soft or resilient old coverings must always be removed. The flatness must not exceed 2mm/m. Bumps must be removed and pits must be filled.



MAKE EVERY FLOOR A MASTERPIECE



Color Code: EU-88019-1




Color Code: EU-88022-1



Color Code: EU-88028-2




Color Code: EU-88011-3




Color Code: EU-88018-3



Color Code: EU-88004-6



Color Code: EU-88027-6




Color Code: EU-88004-5




Color Code: EU-88010-5


COLORS COLLECTION OF SPC FLOORING




Color Code: EU-88014-6




Color Code: EU-88023-5




Color Code: EU-88005-5



Color Code: EU-88017-3



Color Code: EU-88001-6




Color Code: EU-88021-5



Color Code: EU-88009-1



Color Code: EU-88028-1




Color Code: EU-88020-4


COLORS COLLECTION OF SPC FLOORING




Color Code: EU-88004-2



Color Code: EU-88008-5




Color Code: EU-88023-7



Color Code: EU-88015-1




Color Code: EU-88010-7



Color Code: EU-88008-6



Color Code: EU-88005-3



CONTACT INFO:

📍 Beadon Rd, Victoria Park Garhi Shahu, Lahore, Punjab 54000

☎ 0300-1177725